

SANSKAR SCHOOL

Introductory letter

THEME-WHO WE ARE

GRADE 4

30th March 2020.

We welcome you to another year of Primary Years Programme. In this Unit, learners will learn about role models. The theme will widen the perspective of students as they will learn about the qualities needed to become a role model and also how role models influence people.

Central Idea- Role models impact our beliefs and values

Lines of Inquiry-

- Qualities of a role model
- Individual choice of role models
- Influence of role models on us

As each learner engages in the learning process, he/she will have the opportunity to develop the following -

Key Concepts

- **Form-** They will be able to list qualities which make someone a role model.
- **Perspective-** They will be able to select their role model/models by applying their thinking
- **Connection-** They will be able to relate to the beliefs and values of others.

Learner Profile-

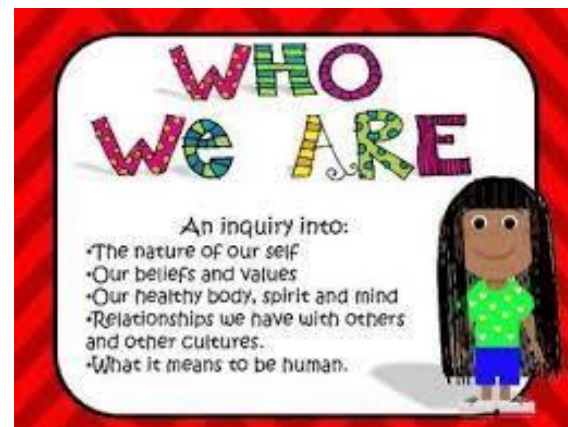
- **Reflective-** They will be able to reflect upon the qualities possessed by them and qualities needed to become a role model
- **Principled-** They will be able to take responsibility for their actions and show fairness during various tasks.

Approaches to Learning –

- **Social Skill-**Learners will listen sensitively and recognize that people may have different role models.
- **Self-management Skill-**Learners will be able to select appropriate role model for themselves.
- **Thinking Skill-**Learners will be able to give justification for the selection of a role model of their choice

Subject focus-

Social Science, English, Hindi, Arts, ICT, Music, P.E and Dance.



At Home Reinforcement

The following are some ideas that parents can discuss with the child at home to reinforce learning in real life situations-

1. Talk to them about people who inspired you.
2. Motivate them to choose a right role model.
3. Discuss about the qualities which are needed to become a role model.
4. Encourage them to read inspiring and moral stories.

Website: <http://myhero.com>,

www.thefamouspeople.com

We look forward to your support and feedback to make learning enjoyable and successful for our learners.

Q4) Write the following numbers in expanded form.

a) 354

b) 4957

Q5) Arrange the following in columns and solve

a) $3421 + 4453$

b) $9863 - 4532$

c) 664×13

d) 1680 divided by 4

Q6) Solve the following magic square by filling the missing numbers in which each row, column and diagonal add up to the same total.

1) The sum is 34.

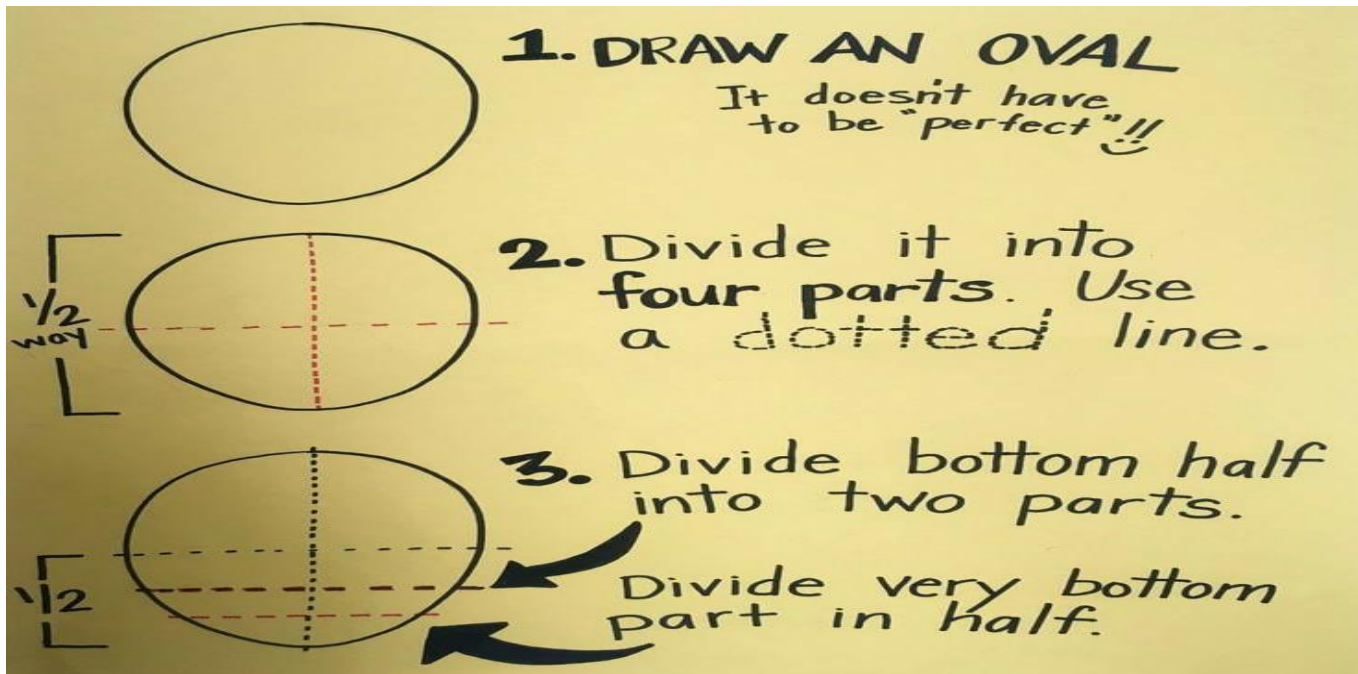
7			14
2	13	8	
			5
9	6		

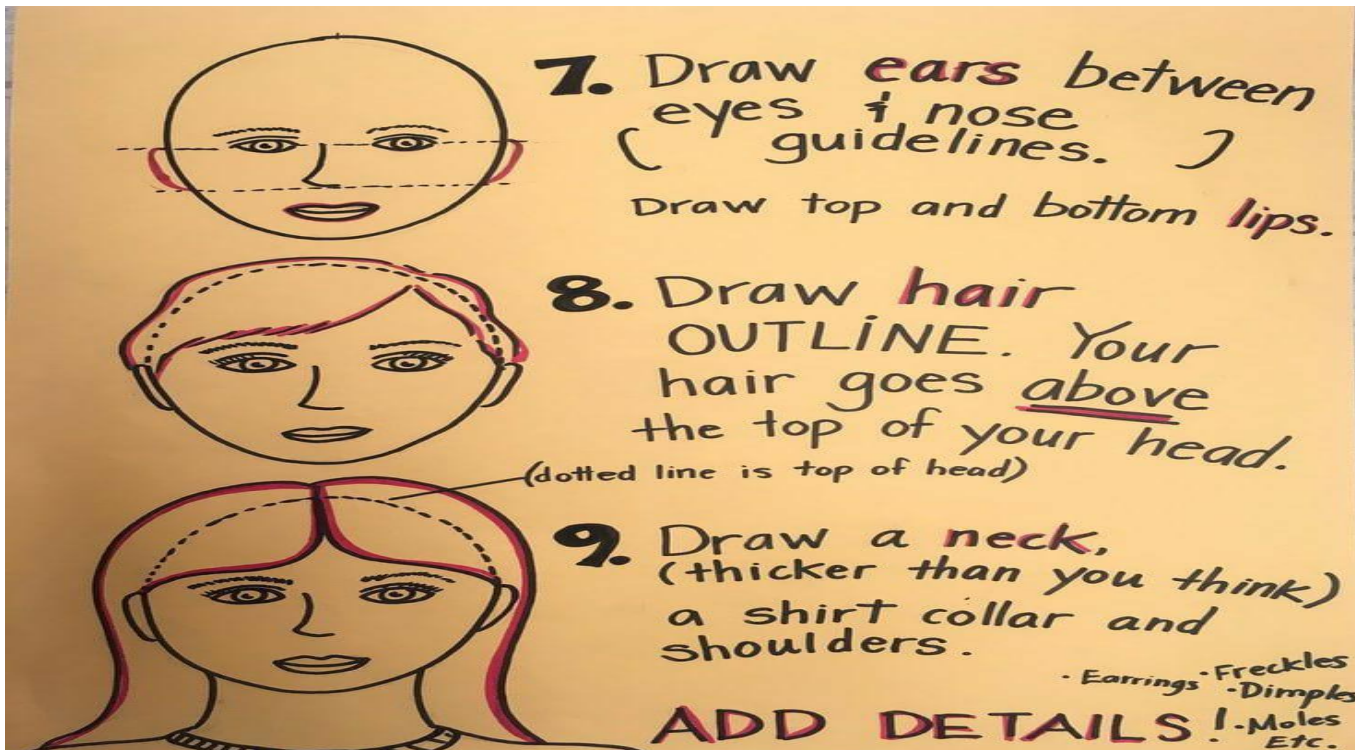
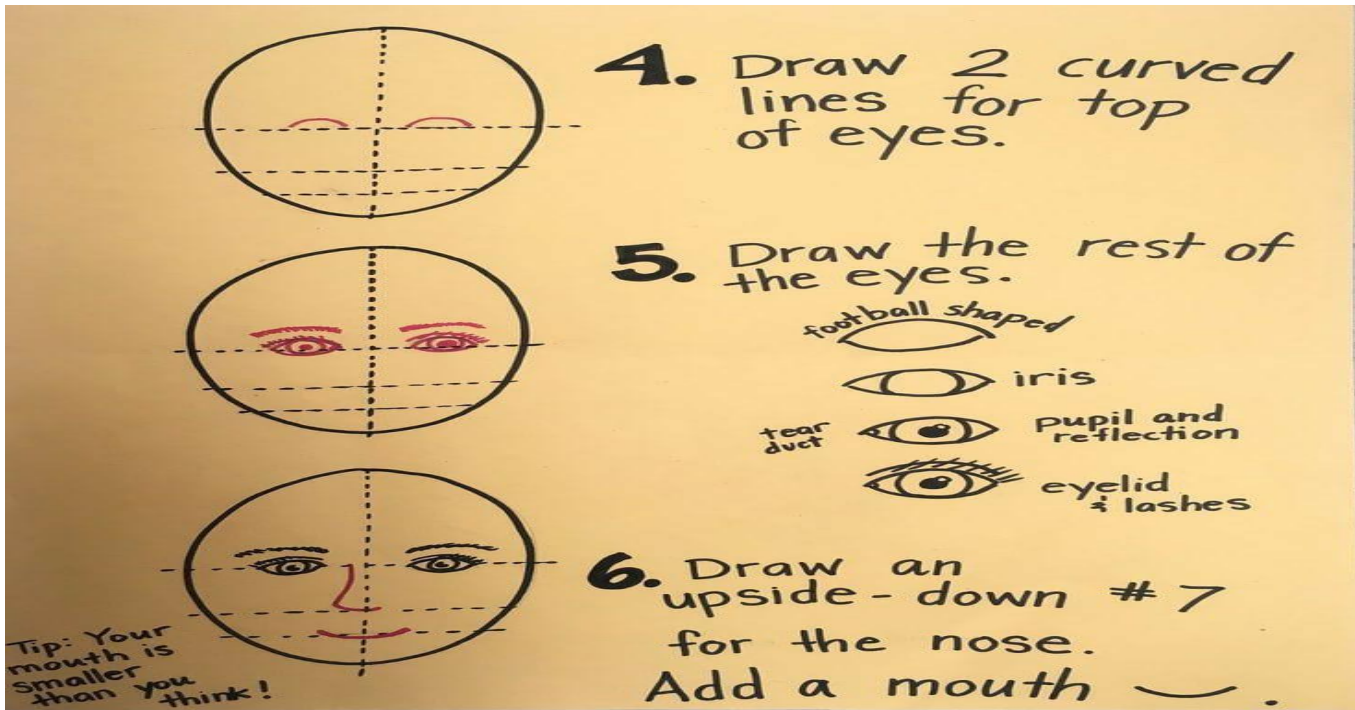
2) The sum is 42.

	18		9
8		15	14
		10	
6		13	

Art:

Learn face study with the help of shapes and steps given below





Dance:

1. Who is your role model in the field of dance?
2. Write few points why do you like your role model